

Overview - Public Entities Quarterly Reporting

Approved receipts

1,4

28,1%

Approved spending

1,4

31,7%

Surplus/(deficit)

0,0

- ☒ R billion
- ☐ R million
- ☐ R thousand

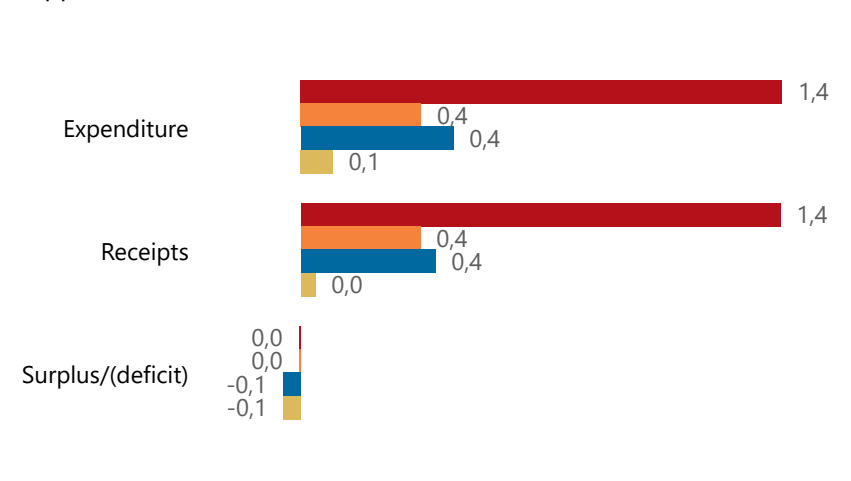


national treasury

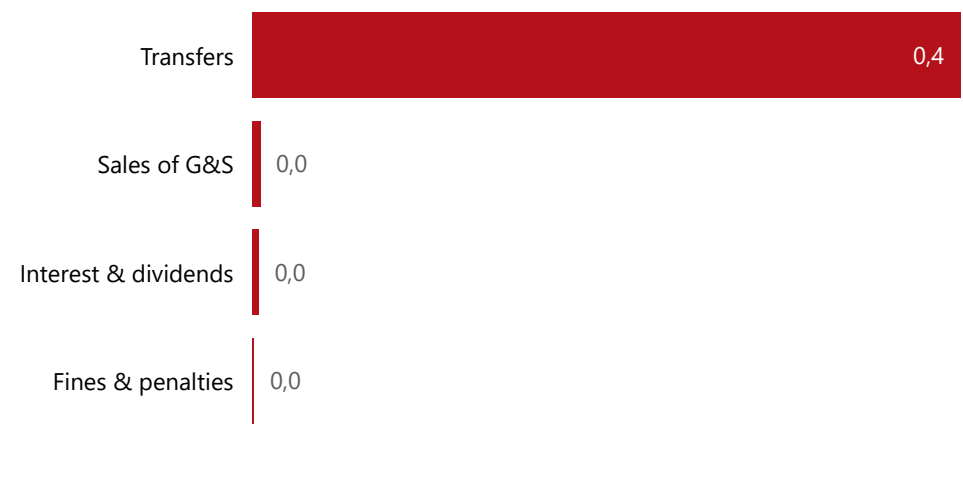
Department:
National Treasury
REPUBLIC OF SOUTH AFRICA

Consolidation

● Approved ● Forecast ● YTD ● Variance



Composition of receipts



Quarter

3

Cluster

All

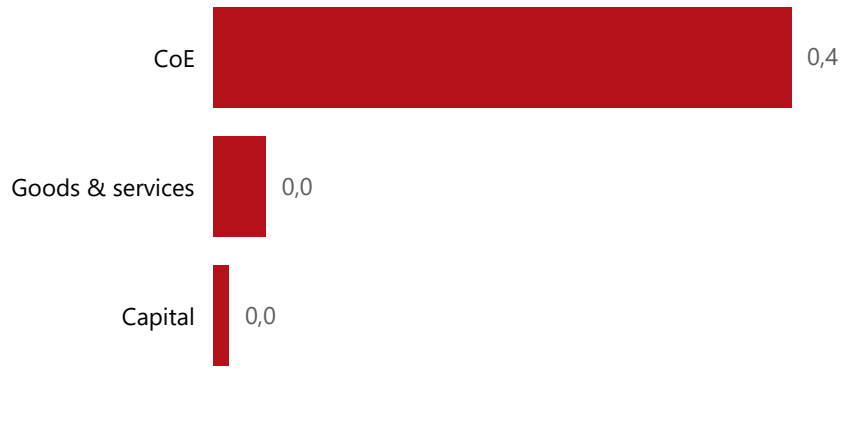
Department

Home Affairs

Entity

Border Management Authority

Composition of spending



Functional grouping



Spending by PFMA schedule



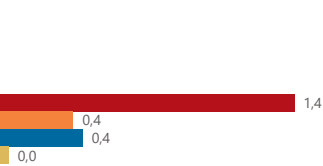
Public Entities Receipts

Approved sales of G&S
(Blank) 0,0%

Approved transfers
1,4 27,5%

Actual vs Forecast

● Approved ● Forecast ● YTD ● Variance

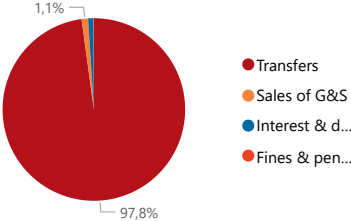


Top 5 Transfers



Departme...
transfers

Composition of receipts



Receipts

Level 3	Approved	YTD	% YTD
Transfers	1,4	0,4	97,8%
Sales of G&S	0,0	0,0	1,1%
Interest & dividends	0,0	0,0	0,9%
Fines & penalties	0,0	0,0	0,1%
Total	1,4	0,4	100,0%

- ☒ R billion
- ☐ R million
- ☐ R thousand

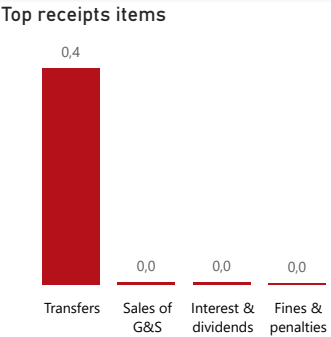


Quarter
3

Cluster
All

Department
Home Affairs

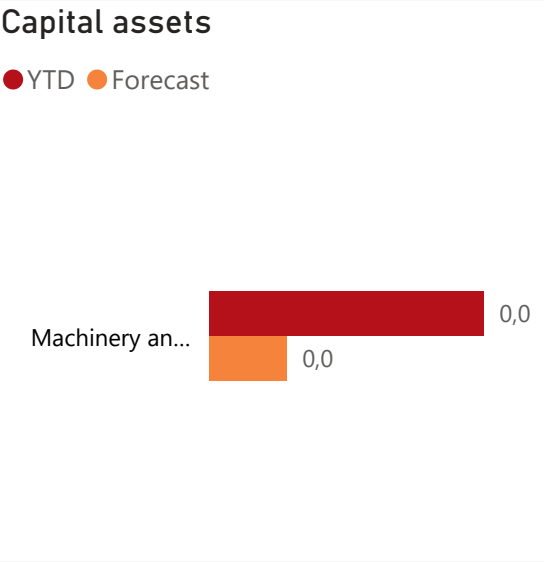
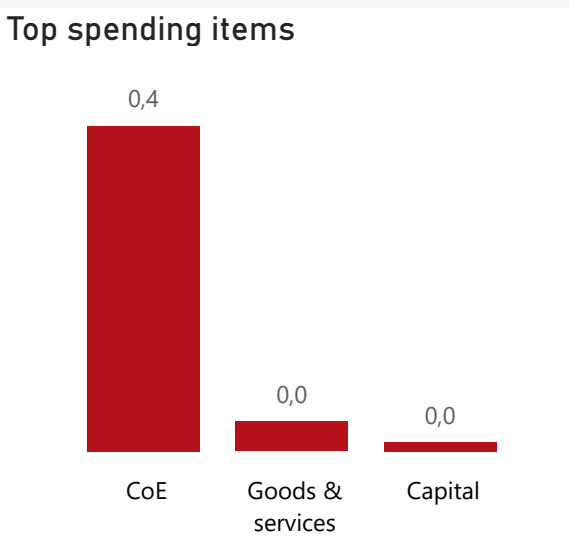
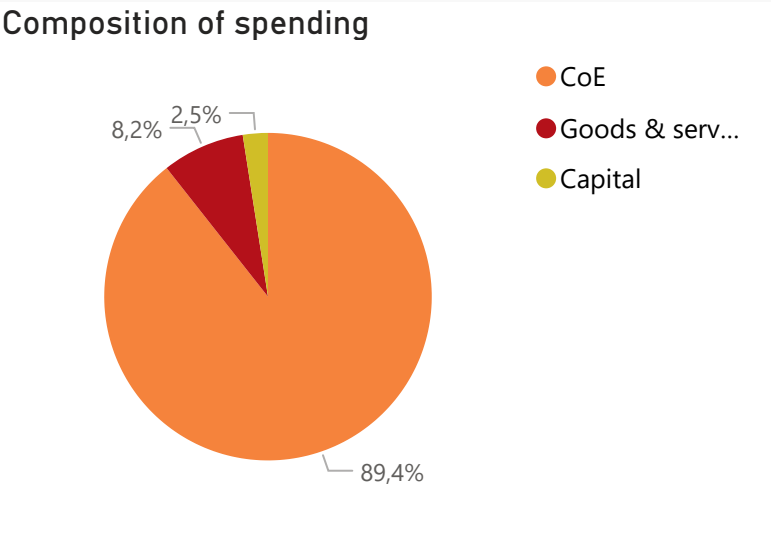
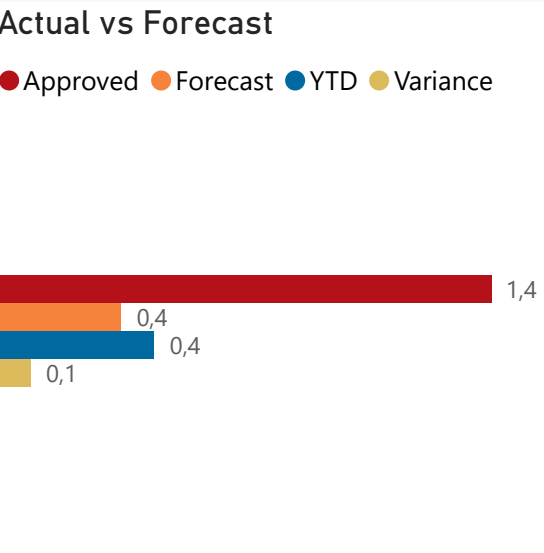
Entity
Border Management Authority



Public Entities Spending

Approved CoE	Approved G&S	Approved transfers
1,233,0%	0,219,6%	(Blank)(Blank)

- ☒ R billion
- ☐ R million
- ☐ R thousand



Spending

Level 3	Approved	YTD	% YTD
⊕ CoE	1,2	0,4	89,4%
⊕ Goods & services	0,2	0,0	8,2%
⊕ Capital	0,0	0,0	2,5%
Total	1,4	0,4	100,0%

Quarter

3

Cluster

All

Department

Home Affairs

Entity

Border Management Authority